

Antel[®] Universal TV Remote

■ RM-36E++
with Memory IC

Operating Instruction

Prelude

Thank you for using our products! It is our honour to offer you service. Read the instructions carefully before using our products for convenience.

About this Remote controller

RM-36E++ multi-function remote controller is the latest product for TV. It can control almost TV sets made in or outside China. It has functions of manual and auto-searching and code display, memory lay in. Functions spend low and various functions. It is powerful enough for you to operate in long distance. With its beautiful body shape and working indicator, it is easy and convenient for you to handle.

RM-36E++ is a true TV-made, your best choice.

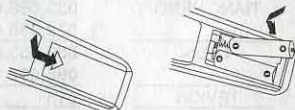
Setting up the remote controller

Before you can start using the controller, you must first set it up. This manual describes everything you need to know to set up the controller, including:

- ◆ Installing the batteries.
- ◆ Presetting the controller with codes for your TV-set.
- ◆ Presetting steps.

Installing the batteries

Open the battery lid and pay attention to the +/- marks. Insert two new AA (size 5) batteries (not supplied).



Note on batteries

- ◆ Under normal conditions, batteries will last up to 12 months. If the controller does not operate properly, the batteries might be worn out.
- ◆ Do not mix old batteries with new ones or mix different types of batteries together.
- ◆ If the electrolyte leaks inside the battery compartment, clean it with a piece of cloth and replace the old batteries with new ones.
- ◆ To prevent the electrolyte from leaking, remove the batteries when you plan not to use the controller for a long period of time.

Setting the code

Entering the code number

1. See the supplied "component code numbers" and find the correct 3-digit code for your TV set. If more than one code number is listed, use the number that's listed first to complete the steps below. If your component is not listed, see "Searching for the correct code".
2. First press "Set" button continuously, then press "power" button, and release both buttons simultaneously. At this time the light is on, indicating that the controller is ready to be set up. If the light is not on, you must repeat this step until the light is on.
3. Enter the 3-digit code you have selected for your TV-set. At this time the light is out. If the light flashes for two times, that it's to say that you have entered the wrong code. You have to enter a new 3-digit code.
4. When the light is out, set-up is finished. You can use the controller to control your TV-set.

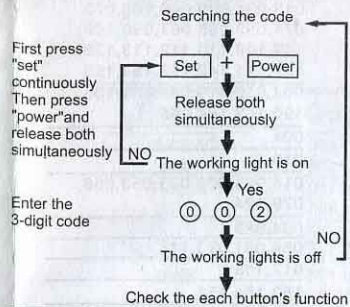
Codes input

press the "set up" key and hold on, then press "1", release them at same time indicator lamp glimmer number of times count 1st figure of for 3 code at this moment; press "set up" key and don't release, then press "2", release them at same time indicator lamp glimmer number of times count second figure of for 3 code at this moment, press the "set up" key and don't release and then press "3", release them at same time indicator lamp glimmer number of times count 3 digits in for 3 code at this moment. For example, when the code input is "015".

Press the "set up" key and don't release, press "1" more, release them at same time the indicator lamp of the job is without glare "first, show the 3 first-figure number in code input is "0". Press the "set up" key and don't release, press "2" more, release them at same time the indicator lamp of the job glimmers once, show 3 the second-figure number in code input is "1". Press the "set up" key and don't release, press "3" more, release them at same time

the indicator lamp of the job glimmers 5 times", show 3 the third-figure number in code input is "5".

For example:
Suppose your TV-sets brand is panasonic. The 3-digit code for panasonic is "002", you should first press "set" button then press "power" button and release the two buttons simultaneously. The light is on, then enter "002" code. When the light is out, the set up is finished.



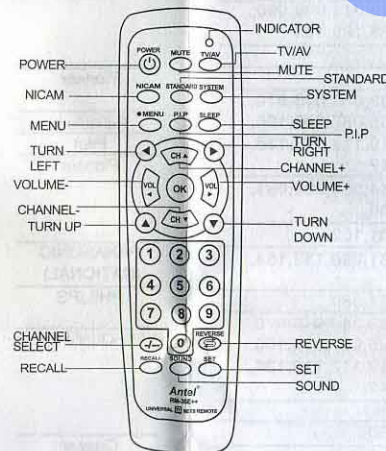
Do not more than 15 seconds to enter each number when you are setting the code, otherwise you have to enter again.

Checking if the code number works

1. Turn on the TV by hand, make the TV is in a state of play.
2. Aim the remote controller at the TV and press the "power" button to check if it works on your TV.
3. If OK, check that the other buttons of the controller is operating the corresponding functions of the component.

Note: The remote controller setup will be finished are subject to all function-buttons are natural. You must lookup the other code or use auto-searching function if the part of function-button don't work or don't correspond with the function of panel.

Panel Description



If the controller does not work

- ◆ First check the code and your TV brand again. And setup once again.
- ◆ Try other listed codes for your TV.
- ◆ If after trying all the listed codes for your TV, you still can not get the controller to work properly, try the research method described in "searching for the correct code".

Searching for the correct code

If you have tried all the listed code number for your TV and you still can not get the controller to work (or if your TV is not listed in the code numbers table), try the following steps.

Full-automatic function of search:

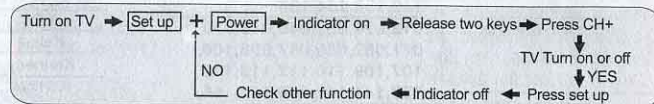
1. Turn on the television that you want remote control artificially.
2. Aim the remote controller at the television, press the "set up" key and don't release, press "the key of the power" again, release two key at the same time later, indicator lamp on at this moment, means it enter code input the state to show, if the indicator lamp is not bright, repeat the preceding step.

eding step.

3. Press CH+ on the remote controller to release, the indicator lamp will glimmer once every 3 seconds at this moment, glimmer once one code of launching a power key automatically, observe the television turn on or off, when the TV turn on or off, then please press "set up" key within 3 seconds, indicator lamp goes out the job at this moment, finish setting up.

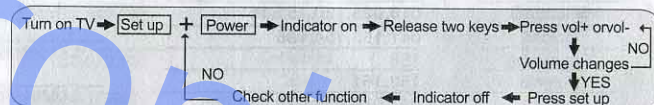
Notice: In the course of searching for automatically, if the television is started or shut-down, please press the "set up" key within 3 seconds rapidly, the remote controller will note the corresponding code of the television at this moment, if you did not press "set up" key within 3 seconds after TV started or shut-down, the remote controller will launch the next code automatically, then need beginning from step 1 from the new search at this moment, if press speed become slow then can use VOL- search for changing.

4. Check and verify whether other function keys could work normally on the remote controller for a while, for instance volume is added and subtracted, if other functions on the remote controller can't work normally, please begin to search for from the step 2 again, until find the correct code.



Manual function of search

1. Please open the television that you want remote control, and aim the remote controller at the television.
2. Press the "set up" key don't release, press the key of "power" again, it is getting on to wait for the indicator lamp on, means it enter code input state, if the indicator lamp didn't on, then you have to repeat the step ahead to show.
3. press the VOL+ or VOL- each time, launch pieces of VOL+ or - of remote controller yards of value, set up code add one automatically, observe the TV carefully if the volume has changed, it have no change then repeated to press by VOL+ or VOL-, until the volume of the TV changes.
4. Press and "set up" the key after the volume of the TV changes, the indicator lamp goes out, finishes setting up.



Operating the controller

1. Point the controller directly at your TV set. Press "power" button to start or close your TV set.
 2. Press the other button of the function you want to use, check whether operation of other button is at normal state.
- Note:
- ◆ Using this controller will not increase the functions of your TV set. The functions of the controller are limited to the functions of your TV set itself. For example: if your TV set does not have a muting function, the "muting" button on this controller will not function with your TV set.
 - ◆ Some functions of your TV set may not work with this controller.
 - ◆ Some functions of the controller may not be the same as the functions described on the bottoms.

Trouble shooting

If you have problems in setting up or using the controller.

- ◆ When setting up the controller carefully go through the steps described in "setting the code". If the code that is listed first for your TV set does not work, try all the codes for your TV set in the order in which they are listed if all the codes fail to work try the steps in "Searching for the correct code".
- ◆ If you make a mistake in setting up, you should only enter the 3-digit code again so long as the light is still on. But you have to repeat setup if the light is out.
- ◆ Check that you are aiming the controller directly.
- ◆ Make sure the batteries you are using are not worn out, and that they are inserted correctly. Note that whenever you remove the batteries or replace them the preset codes are erased from the memory and must be reset.
- ◆ Check that your TV-set has receive capability. For example: if your TV set did not come with a remote controller it probably is not capable of being controlled by a remote controller.
- ◆ If you do not operate properly, the controller will close down. At this time you have to remove the batteries and wait for 20 minutes. Insert the batteries again and the controller recover again.

Specifications

Operable distance: More than 8 meters
Dimensions: 50x162x24mm (w/h/d)
Power requirement: Two size AA batteries.
Mass: approx. 100g (not including batteries)

Service

If you have troubles in using the controller and the "Trouble shooting" can not help you, please contact us. We will do our best to service you. Please don't open the controller by yourself. We will not take the responsibility if you open it by yourself.

CODE FORM FOR THE COMPONENTS DOMESTIC TV SET

Brand

ANHUA (安华)

AOLINGPU (奥林普)

BAIHUA (百花)

BAIHEHUA (百合花)

BAIHE (百合)

BAOSHENG (宝声)

BEIJING (北京)

BaoHuaShi (宝花石)

CHANGHONG (长虹)

CONROWA (高路华)

CHANGCHENG (长城)

CHENGDU (成都)

CHANGFENG (长风)

CHANGFEI (长飞)

CHANGHAI (长海)

CHUNLAN (春兰)

CHUNFENG (春风)

CHUNSUN (春笋)

CAILING (彩凌)

DONGDA (东大)

DONGHAI (东海)

FEILU (飞鹿)

FEIYUE (飞跃)

FEILANG (飞浪)

FEIYAN (飞燕)

GANXIN (赣新)

HISENSE (海信)

Haier (海尔)

HITCHI (福日)

FUFIAN (福田)

HUANGSHAN (黄山)

Code

017,001,032,047

104

016,025,033,053,056,079

023,024,040,043

016,025,012,019,026,027,028,029,030,031,042

011,023,016

008,012,011,019,016,023,024,025,027,028,029,030,031,033,040,043,050,053,056,026,079,091,039,042,051,021,126

033,053,056,079

000,008,009,091,092,093,010,011,014,016,026,028,033,051,052,057,058,067,071,086,087,088,100

000,006,007,008,010,016,025,033,053,055,056,045,046,048,073,099

011,016,017,023,024,025,033,040,043,053,056,001,012,019,027,026,028,029,030,031,042,079

011,025,042,123

016,025,033,053,056,079,124

011,025,016

102

016,025

016,025

011,016,025

011,016,023,024,025,040,043

016,025

033,053,056,079

011,017,023,024,040,041,043

000,006,007,008,010,014,015,025,045,046,103,105,107,115,116,128,129,130,131,138,139,145,148

103,112,118,119

007,011,015,023,024,028,033,034,040,043,053,056,060,061,065,079

011,016,023,024,025,032,033,040,043,053,056,079

HUANGLONG (黄龙)

HUARI (华日)

HAIYAN (海燕)

HAIHONG (海虹)

HAILE (海乐)

HUANYU (环宇)

HONGMEI (虹美)

HONGYAN (红岩)

HUANGHE (黄河)

HUANGHAIMEI (黄海美)

HUAFA (华发)

HUAQIANG (华强)

JINXING (金星)

JUHUA (菊花)

JINGHAI (金海)

JINFENG (金凤)

JINTA (金塔)

JINQUE (金鹊)

JINQUE (金雀)

JIAHUA (嘉华)

KONKA (康佳)

KUNLUN (昆仑)

KAIGE (凯歌)

KANGLI (康力)

KANGHONG (康虹)

KANGLI (康立)

KONGQUE (孔雀)

KUAILE (快乐)

LONGJIANG (龙江)

LIHUA (利华)

MENGMEI (梦寐)

MUDAN (牡丹)

MEILE (美乐)

NANBAO (南宝)

NANSHENG (南声)

PANDA (熊猫)

016,025

007,033,053,056,079

011,023,024,033,040,043,053,056,079

016,025,026,027,028,029,030

032,047

011,015,023,024,033,040,043,053,056,009,057,058,079

003,011,016,018,023,024,025,033,040,043,056,009,057,058,079

011,033,053,056,079

011,016,023,024,025,040,043,125

016,025

007,016,025

033,053,056,079

007,008,011,013,024,025,032,033,039,051,065,071,073,079,091,097,138

011,023,024,033,040,043,053,056,079

009,057,058

001,011,021,022

016,023,024,025,033,040,043,053,056,009,057,058,079

011,025,016

032,033,053,056,079

017,047,001,032

011,017,029,032,034,054,067,069,071,075,076,077,078,079,080,081,107,113,117

001,011,021,022,033,025,012,042,040,039

011,016,023,024,025,033,040,043,053,056,079

027,012,019,025,026,028,030,031,033,120,152

009,058,057

016,023,024,025,040,043,011,026,027,028,029,042,005

011,016,023,024,025,033,040,041,043,124

016,025,033,053,056,079

011,033,053,056,079

011

023,024,040,043

001,002,011,016,020,021,022,025,032,033,040,043,053,056,059,063,065,079

011,023,024,033,040,043,053,056,009,057,058,051,062,073,079,089,091,061,124,125

Antel®

DOMESTIC TV SET

Brand	Code
QINGDAO (青岛)	001,011,021,022,033,053,056,079
ROWA (乐华)	011,016,023,024,025,040,043,096,127,150
RUYI(如意)	011,015,023,024,040,043
SKYWORTH (创维)	011,025,033,045,046,060,070,071,072,073,074,079,083,101,107,108,109
SHENCAI(神彩)	007,016,025,033,053,056,079
SHANCHAI(山茶)	011,033,053,056,079
SHANGHAI (上海)	011,016,017,022,023,024,025,033,040,043,053,056,009,057,058,079,123
SHAOFENG(韶峰)	011,015,000,006,007,023
SHENYANG(沈阳)	011,016,025,046,045,033
SAIGE(塞格)	011,025,016
SONGBA(松柏)	016,025
SANYUAN (三元)	003,011,016,018,023,024,025,040,043
SANJIAN(三健)	033,053,056,079
TCL(王牌)	051,053,068,071,073,082,083,084,085,110,111,151
TOBO (东宝)	016,025,033,053,056,079,101,103
TAISHAN (泰山)	011,016,025,042,038,031,030,029,028,027
TIANE(天鹅)	003,011,018
TONGGUANG (通广)	033,053,056,079
WEIPAI(威牌)	016,025
XIAHUA (厦华)	011,016,024,027,025,033,053,054,055,056,060,098,080,095,079,073
XIHU (西湖)	011,023,024,033,038,040,043,053,079,098
XIANGYU(翔宇)	016,025,032
XUELIAN(雪莲)	023,024,040,043,009,057,058
XINAGHAI(星海)	016,025,033,053,056,079
XIANGYANG (襄阳)	033,053,056,079
XINGFU(幸福)	016,025
XINRISONG (新日松)	009,057,058
XINSIDA(新思达)	123
YINGGE(莺歌)	016,023,024,025,040,043
YUHANG(宇航)	016,025
YONGGU(永固)	016,023,024,025,040,043
YONGBAO(永宝)	009,057,058
ZHUHAI(珠海)	016,025,042
888(888牌)	033,053,056,079
ZAPAIJI(杂牌机)	036,044,114,144,146,149,147

IMPORTED TV SET

Brand	Code
AIWA	009,057,058
AOLINPIKE	033,053,056,079

AKAI Admiral	033,053,056,079 003,018,135,136,137,153,154,155
AKIRA ANIS	057,096,101,102,104 033,053,055,056,073,078,079,086,092,108,114,115
AOC	000,010,014,089,091,128,129,130
Audinac	054,081,093,118
ASA	153,154,155
AWA	013,016,024,025,033,039,040,043,053,056,070,071,073,079,081,082,085,086,087,092,098,100,107,108,109,110,112,113,114,115,120,138,139,141,142
Bell&Howell	003,018,135,136,137
Brocsonic	000,010,014,089,091,128,129,130
Baird	008,105
Basic line	017,145
Beko	155,161
BPL	013,017,024,033,039,040,043,053,056,071,073,078,079,086,087,092,098,107,108,113,114,115,141,142,145
BSR	127,153,154,155
Blaupunkt	161
Bruns	034,060,061,080
Cabletime	034,060,061,080
CGE	034,060,061,080,153,154,155
CGM	161
Craiy	017,054,081,093,118
Croslex	013,024,039,040,043,070,071,082,085,087,098,100,107,109,110,112,113,138,139,141,142
Crown	054,081,093,118
Cortis Mathis	000,010,014,054,081,089,090,091,093,118,128,129,130
Clarivox	034,060,061,080,159
Contec	016,025,120,127
CTC.clatronc	034,060,061,080
CIMA	057,096,101,102
COKOA	013,024,039,040,043,070,071,082,085,087,098,100,107,109,110,112,113,138,139,141,142
DAEWOO	012,042,031
Dual_Tec	034,060,061,080,153,154,155
DALCO	131
Decca	013,024,039,040,041,043,070,071,082,085,087,098,100,107,109,110,112,113,138,139,141,142
Europhon	034,060,061,080,153,154,155
Elman	034,060,061,080,153,154,155
Emerson	017,054,081,093,118
ELBA	057,096,101,102
EIBIT	013,024,039,040,043,070,071,082,085,087,098,100,107,109,110,112,113,138,139,141,142
FUJITSU	048

Fenner	013,016,024,025,039,040,043,070,071,082,085,087,098,100,107,109,110,112,113,120,138,139,141,142
FULI Fisher	047 034,060,061,080,153,154,155
Finlux	013,024,034,039,040,043,060,061,070,071,080,082,085,087,098,100,107,109,110,112,113,138,139,141,142
Formeni-Phoenix	013,024,039,040,043,070,071,082,085,087,098,100,107,109,110,112,113,138,139,141,142,155
FUBIN	013,024,039,040,043,070,071,082,085,087,098,100,107,109,110,112,113,138,139,141,142
FIVE STAR GOLDSTAR	057,096,101,102 009,019,023,024,040,043,098,140
GBC	007,013,016,025,034,039,060,061,070,072,080,082,085,100,109,110,112,120,138,139,142,153,154,155
GRUNDIG	016,025,120,155,161
Geloso	041,153,154,155
Goodmans	158
Gorenje	158,161
Granda	013,024,039,070,082,085,100,109,110,112,138,139,142,153,154,155,161
General Electric	001,021,022
LG	012,019,031
Hanseatic	013,024,039,070,082,085,100,109,110,112,138,139,142,153,154,155,160
HKE	000,010,014,089,090,091,128,129,130
Hinari	016,025,120,160
Hyper	013,016,024,025,039,040,043,070,071,082,085,087,098,100,107,109,110,112,113,120,138,139,141,142
HITACHI	000,006,007,008,010,014,015,027,048
Hts-C5D6P	013,024,039,040,043,071,070,082,085,087,098,100,107,109,110,112,113,138,139,141,142
HI-VISION TV	033,053,055,056,073,078,079,086,092,108,114,115
Hong XI Hotel TV	058 153,154,155
Hemmermann	153,154,155
HUODATEJI	001,017,032,047
IMPERIALCOWN	012,019,025,026,027,028,029,030,031,033,042,053,056,079
Inno Hit	034,060,061,080
Imperial	034,060,061,080,153,154,155
Irradio	032

Interfank	013,024,039,040,043,070,071,082,085,087,098,100,107,109,110,112,113,138,139,141,142,153,154,155
Itt-Nokia	008,012,016,025,031,105,120,153,154,155
Igo	004
JC Penny	019
JIACAILI	016,025,028,033,053,056,079,124
JVC	004,089
KTV	054,081,093,118
Kaisui	017,145
Kennedy	153,154,155
Karcher	013,017,024,039,040,043,070,071,082,085,087,098,100,107,109,110,112,113,138,139,141,142,145
LG	040,043,140
Lenco	016,025,032,120
Loewe opta	013,024,039,040,043,070,071,082,085,087,098,100,107,109,110,112,113,138,139,141,142
Logik	041
Luma	153,154,155
Luxor	008,034,060,061,080,105,153,154,155,160
LXI(sears)	000,008,010,014,089,090,091,105,128,129,130
LUMINAR MITSUBISHI MASTARO	122,123 011,051 013,024,039,040,043,070,071,082,085,087,098,100,107,109,110,112,113,138,139,141,142
MEIHAO	000,010,014,089,090,091,128,129,130
MECK	057,096,101,102
Magnadyne	034,060,061,080,153,154,155
Magnafon	034,060,061,080
Maranti	013,024,039,040,043,070,071,082,085,087,098,100,107,109,110,112,113,138,139,141,142
Matsui	041
Maximai	153,154,155
Metz	161
Mivar	034,060,061,080,153,154,155,161
Multisystem	013,024,039,040,043,070,071,082,085,087,098,100,107,109,110,112,113,138,139,142,141
Multited	034,060,061,080,161
Magnavox	013,024,039,040,043,070,071,082,085,087,098,100,109,110,107,112,113,138,139,141,142
Murphy(uk)	153,154,155
MGA	011,051
N.E.I	034,060,061,080
NIKON	009,057,058

Neckerman	013,024,039,040,043,070,071,082,085,087,098,100,107,109,110,112,113,138,139,141,142,153,154,155,158,161
Nobiko	013,024,039,040,043,070,071,082,085,087,098,100,107,109,110,112,113,138,139,141,142
NEC	016,025,028,033,053,056,079,124
ORCSN	004,089
OND	054,081,093,118
OCECO	017,145
Orion	153,154,155
Otto Versand	013,017,024,039,040,043,070,071,082,085,087,098,100,107,109,110,112,113,138,139,141,142,145
Oceanic	040,043,140
POLYTRON	016,025,032,120
Philco	013,024,039,040,043,070,071,082,085,087,098,100,107,109,110,112,113,138,139,141,142,153,155,158
Pioneer	034,060,061,080,153,154,155
Palladium	155
Pilot	017
Pioneer	007,013,024,039,040,043,070,071,082,085,087,098,100,109,110,107,112,113,138,139,141,142
PANASONIC (NATIONAL)	000,001,010,014,021,022,089,090,091,128,129,130
PHILIPS	034,060,061,080
Quelle	013,023,024,039,040,043,141
Quasar	013,024,039,040,041,043,070,071,082,085,087,098,100,107,109,110,112,113,138,139,141,142,153,154,155,161
RCA	001,002,014,015,020,021,022,059,066,156
Rediffusion	013,023,024,039,040,043,141
RCF20	013,024,039,040,041,043,070,071,082,085,087,098,100,107,109,110,112,113,138,139,141,142,153,154,155,161
ROLSEN	033,053,055,056,073,078,079,086,092,108,114,115
REX	000,010,014,089,090,091,128,129,130
Roadstar	153,154,155,161
Radio shack	054,081,093,118
SONY	005,041,049,094,106,153,154,158
Saisho	041
SHARP	003,016,018,025,135,136,137

SHERWOOD	016,025
SAMSUNG	008,011,016,021,024,025,033,037,039,040,043,050,051,091,113,123
SANYO	000,007,008,014,015,033,035,053,056,079,105,132,133,134
Salora	008,034,060,061,080,105,153,154,155
Sambers	016,025,033,034,037,050,053,056,060,061,073,078,079,080,086,092,108,114,115,120,122,123,161
Schneider	153,154,155,161
SEG	034,060,061,080
Seleco	153,154,155,161
Siarem	034,060,061,080,153,154,155
Silver	033,053,056,073,078,079,086,092,108,114,115
Singer	034,060,061,080,153,154,155
Siesta	161
SIN MENG	104
SONY MAX	057,096,101,102
SUPERJACK	104
SUMO	017
SUPRA	033,053,055,056,073,078,079,086,092,108,114,115
TIANC HENG	033,053,055,056,073,078,079,086,092,108,114,115
TRON	033,053,055,073,078,079,086,092,108,114,115
TEVION	015
TIANQIN	052
TUSYSTEM	033,053,055,056,073,078,079,086,092,108,114,115
Trinitron	055,049,094
TOSHIBA	000,007,008,014,015,016,027,028,030,033,053,056,079,089,090,091,160
Taiwan	013,024,034,039,040,043,060,061,070,082,085,071,080,087,098,100,107,109,110,112,113,138,139,141,127,161
Tangberg	013,024,034,039,040,041,043,060,061,070,071,080,082,085,087,098,100,107,109,110,112,113,138,139,141,142,153,155
Tatung	033,034,053,056,060,061,073,078,079,080,086,092,108,114,115
Thom-Ferguson	000,010,014,089,090,091,128,129,130,144,153,154,155,161
Vher	033,053,055,056,073,078,079,086,092,108,114,115
VIDEO.CON	000,010,014,089,090,091,128,129,130
WARUMAIA	153,154,155,161
WINBO	032
YOULANASI	054,081,093,118
YOUSIDA	005,041,049,094,106,153,154,158
255/500/1000	041
230CH	003,016,018,025,135,136,137